

DATA SHEET

Features:

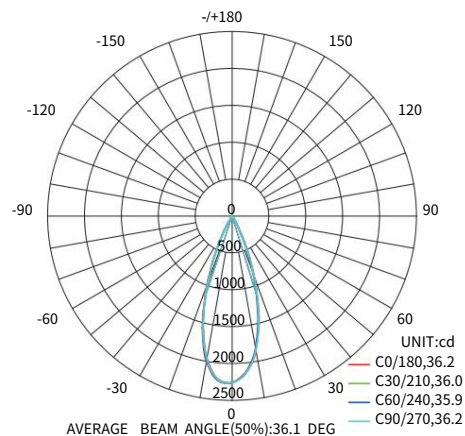
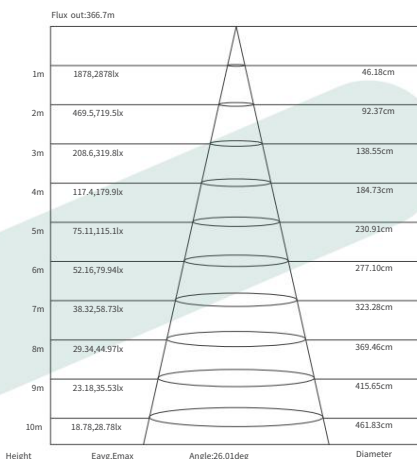
- Made of extremely pure aluminum with an elegant and pleasing appearance.
- Equipped with constant current and high capacity.
- Easy to assemble.
- High color rendering and good color reproduction.
- Ideal for commercial premises, supermarket, hotels, restaurants etc.

Model: SLL005-A

Technical Parameters:

Model	SLL005-A
Power	1W / 2W / 5W / 10W / 15W
PF	(1W/ 2W)0.5/(5W/10W/15W)0.9
CRI	≥80
CCT	3000K / 4000K
Lumens	90lm / 100lm 170lm / 190lm 490lm / 520lm 810lm / 870lm 1340lm / 1480lm 940lm / 980lm
Corner	36°
UGR	≤ 19
Dimension	(1W) 37*37mm/ 45*45*48mm (2W) 66*37mm/ 73*45*48mm (5W 10W) 139*37mm/ 146*45*48mm (10W) 273*37mm/ 280*45*48mm (15W) 406*37mm/ 413*45*48mm
Color	White
Input Voltage	220V-240V
IP protection	IP20
Warranty	3Years
Certification	CE, RoHS

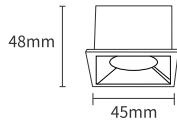
Product Image :



SLL005-A (36°)

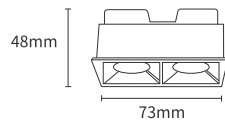
Size:

SLL005-A 1W



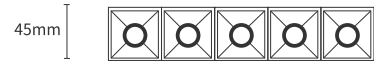
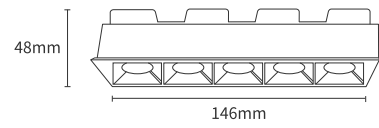
 37x37mm

SLL005-A 2W



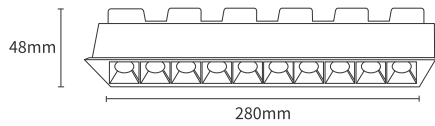
 66x37mm


SLL005-A 5W/10W



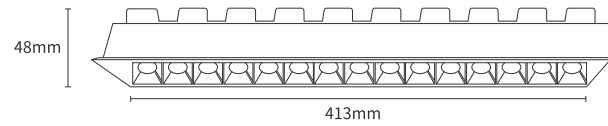
 139x37mm

SLL005-A 10W



 273x37mm

SLL005-A 15W



 406x37mm

Installation method :

